

# Smart ESSER Investments: Leveraging EdTech for Equitable Learning Acceleration

January 31, 2023



# Presenter/Moderator



**Anna Edwards**  
Chief Advocacy Officer  
Whiteboard Advisors

# Discussants



**Shawn Bird, Ed.D.**  
Chief Academic Officer  
Houston Independent School  
District, Texas



**Leigh Ann Bradshaw, Ed.D.**  
Assistant Superintendent  
Orange County Public Schools,  
Florida



**Sophia Mendoza**  
Director of Instructional  
technology Initiative  
Lost Angeles Unified School  
District, California

# ESSER

**\$13B**

**CARES ACT**  
Safety+Health



**Coronavirus Aid, Relief, and  
Economic Security Act**

\$13B for Elementary and Secondary  
School Emergency Relief Fund  
(ESSER I). March 2020.

**\$54B**

**CRRSA**  
Safety+Health+  
Learning Loss



**Coronavirus Response and Relief  
Supplemental Appropriations Act**

\$54B for Elementary and  
Secondary School Emergency  
Relief Fund (ESSER II). Dec. 2020.

**\$122B**

**ARP**  
Safety+Health+Focus on  
Accelerating Learning...  
Transformation?



**American Rescue Plan Act**

\$122B for Elementary and  
Secondary School Emergency  
Relief Fund  
(ESSER III). March 2021.

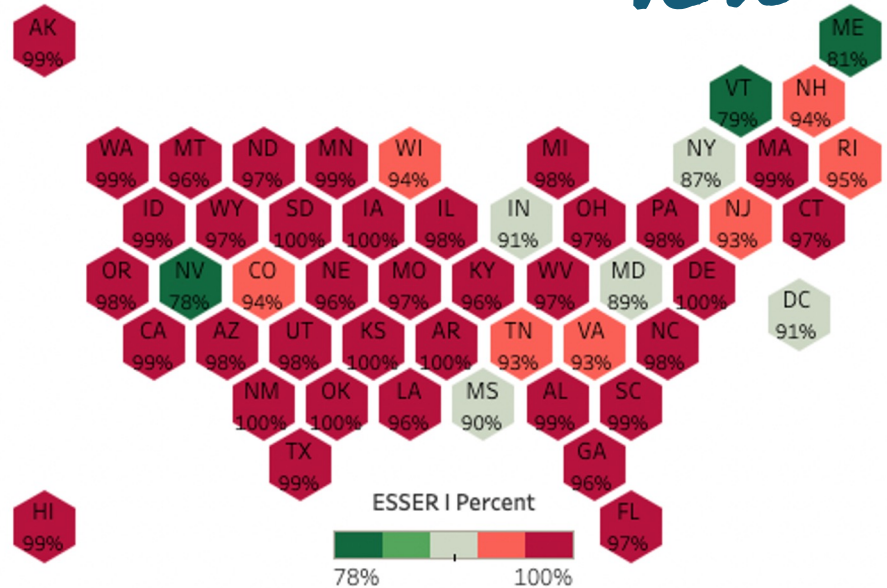
# ESSER

States and local educational agencies have spent about 96 percent of all ESSER funds as of January 2023

~96%

States submit general spending data to ED on a quarterly basis. ED updates their reports about quarterly (it's inconsistent).

As of January 2023, state and local agencies have spent most of ESSER I, well over half of ESSER II, and less than one-fifth of ESSER III.

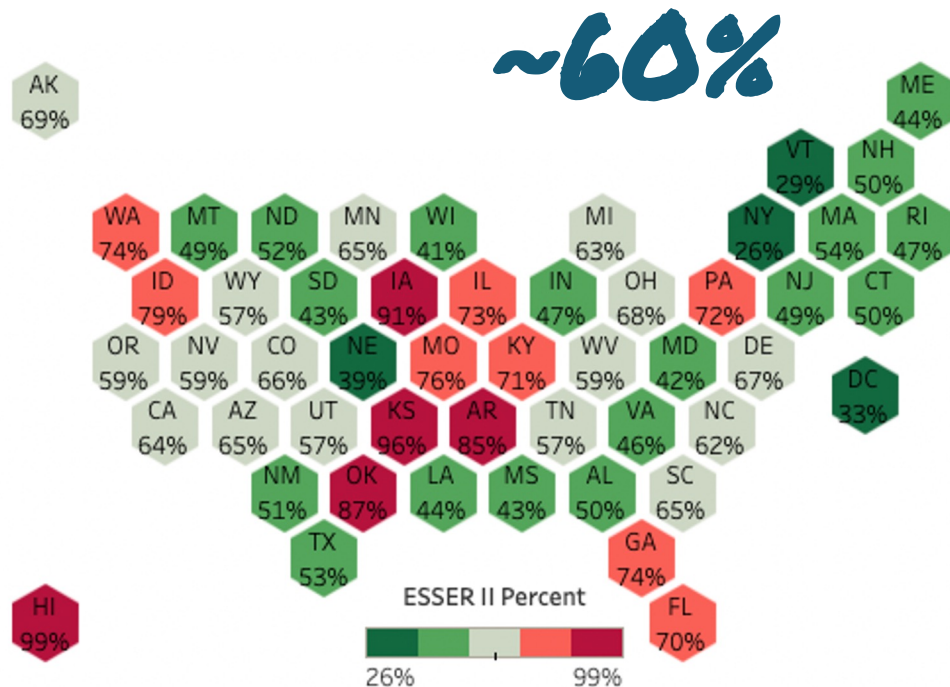


# ESSER

## States and local educational agencies have spent about 60 percent of all ESSER II as of January 2023

States submit general spending data to ED on a quarterly basis. ED updates their reports about quarterly (it's inconsistent).

As of January 2023, state and local agencies have spent most of ESSER I, well over half of ESSER II, and less than one-fifth of ESSER III.

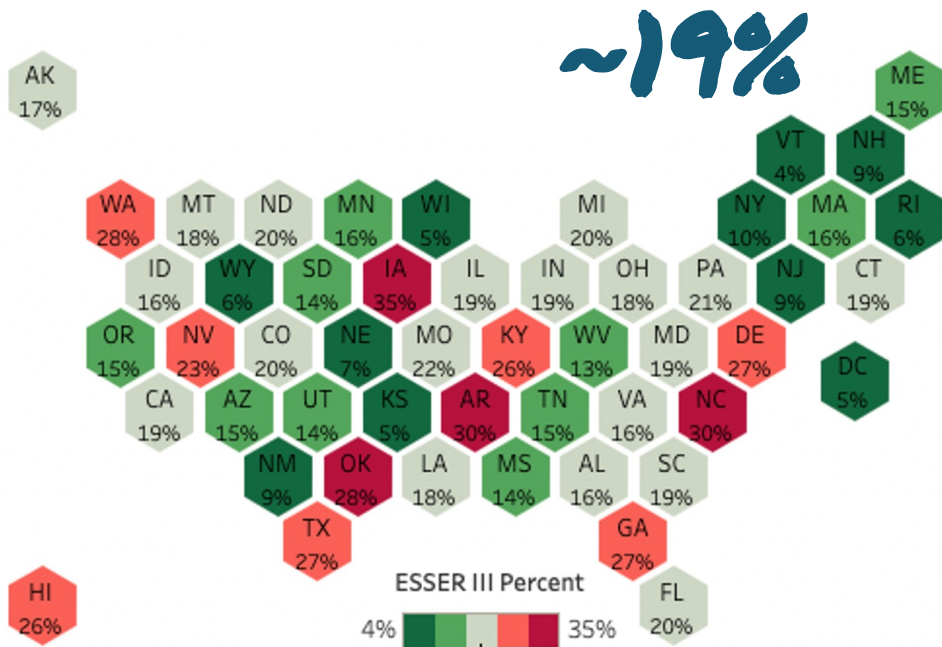


# ESSER

## States and local educational agencies have spent about 19 percent of all ESSER III as of January 2023

States submit general spending data to ED on a quarterly basis. ED updates their reports about quarterly (it's inconsistent).

As of January 2023, state and local agencies have spent most of ESSER I, well over half of ESSER II, and less than one-fifth of ESSER III.



# ESSER

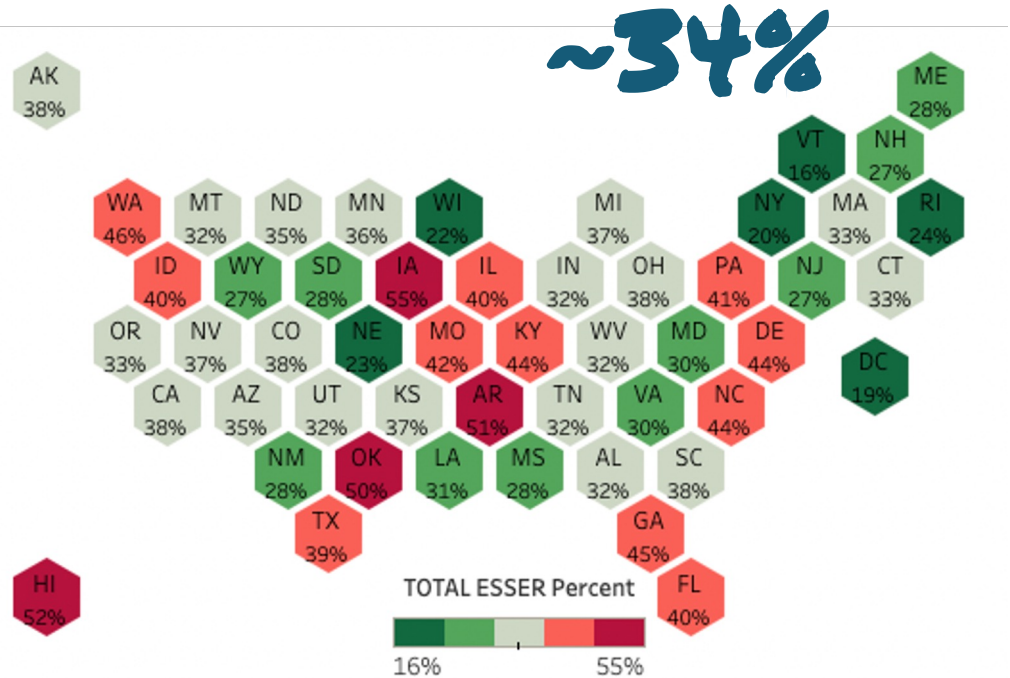
## States and local educational agencies have spent about 34 percent of ALL ESSER as of January 2023

As of October 2022, state and local agencies have spent about:

- ~96% of ESSER I
- ~60% of ESSER II, and only
- ~19% of ESSER III

In total, agencies have spent about **34%** of all ESSER accounts, leaving around \$120 billion yet to be spent.

However, these amounts are deceiving. States/districts experiencing budgetary constraints and declining enrolling are using dollars to backfill budgets in the coming years.





### ESSER FY21 Annual Report

- The Department of Education collected data on the expenditure of COVID-19 relief funds in FY 2021 (which generally ended in June 30, 2021)

### Spending

- **67.2%** of total ESSER funds (\$127.4 billion) had been expended, planned for expenditure, or reserved by SEAs by the end of FY 2021
- **\$103.2 billion** of total \$189.5 billion in ESSER funds had been expended or were planned for expenditure

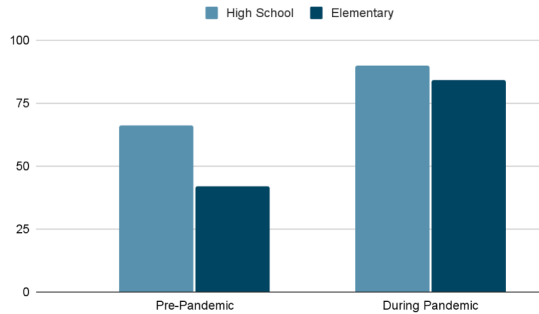
### Breakdown per category

- **Academic, social, and emotional needs:** \$6.1 billion allocated, \$42.4 billion planned for expenditure
- **Operational continuity:** \$5.4 billion allocated, \$23.2 billion planned for expenditure
- **Physical health and safety:** \$2.4 billion allocated, \$18.5 billion planned for expenditure
- **Mental health supports:** \$0.3 billion allocated, \$4.9 billion planned for expenditure

# Edtech and Digital Learning

## More Access: Closing the Divide

Growth of 1:1 - Percent of Students With a Device



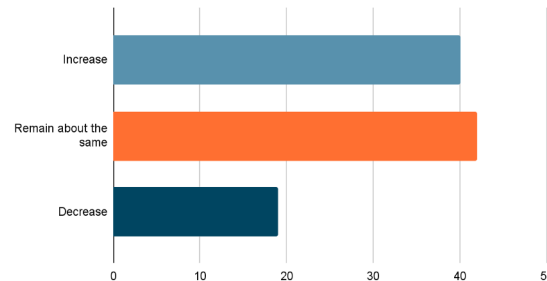
\* Source: EdWeek Survey

- 18 million mobile devices purchased for 1:1 implementation in 2020.
- 87% of districts now issuing 1:1 mobile devices.
- Learn platform reports there are 1407 is the average number of ed tech tools accessed by teachers in a school per school in a month..

## More Demand: Consumer Expectations

- Parents purchasing shifted with 40% substituting traditional Back to School purchases with digital materials.
- 1 in 3 high school students want an online option post pandemic.
- 86% of teachers think edtech will be critical for the upcoming years.
- Districts anticipate spending more on digital instructional materials in the future.

In 2021-22, will your district's spending on digital instructional tools increase, decrease or remain the same?



\* Source: Whiteboard Advisors-NAFEPA survey 2021

## More Supply: Digital Content & Platforms

States and districts invested heavily in Learning Management Systems, which will further drive growth of digital content and need for integrated solutions. Some examples:

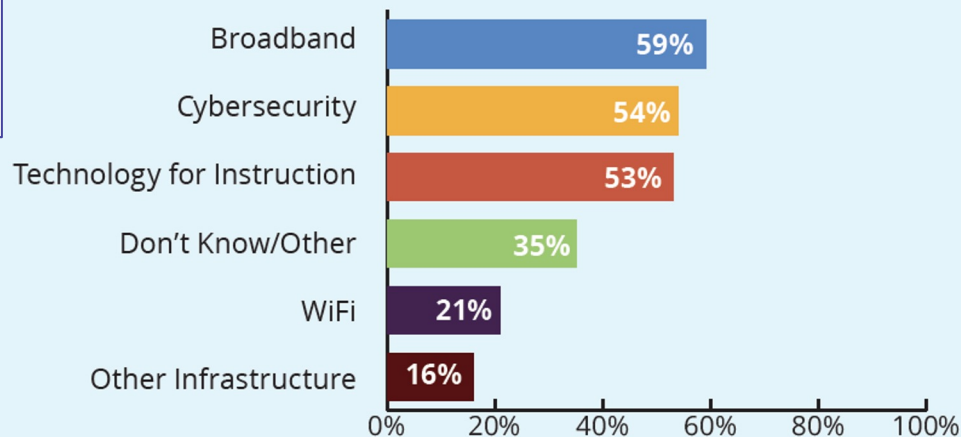
- Texas Education Agency purchases Schoology for every district in the state for 2 years.
- South Carolina DOE purchases 4 LMS platforms, a Learning Object Repository and content from Discovery Education for all districts.
- Nevada purchases Canvas for all educators in 2020-21 and will expand to all students in upcoming year.
- Mississippi abandons state LMS purchase after determining 100% of districts have adopted one during pandemic.

# Edtech and Digital Learning



States are connecting educational priorities and technological priorities — and support the connection with investment.

## DOES YOUR STATE HAVE EXISTING INITIATIVES RELATED TO ANY OF THE FOLLOWING TOPICS?



# Questions & Discussion

# Upcoming GLR Learning Tuesdays Webinars:

## LEARNING LOSS RECOVERY CHALLENGE

Learning to Read: Applying Universal Design for Learning

Tuesday, February 7, 3–4:30 p.m. ET/12–1:30 p.m. PT

## CRUCIBLE OF PRACTICE SALON

Opportunity Culture: Positive Impacts for Educators and Students

Tuesday, February 14, 12:30–2:00 p.m. ET/19:30 - 11:00 a.m. PT

## LEARNING LOSS RECOVERY CHALLENGE

Creating Environments and Conditions for Thriving Kindergarten

Tuesday, February 14, 3–4:30 p.m. ET/12–1:30 p.m. PT

Join us!

[gradelevelreading.net](http://gradelevelreading.net) [@readingby3rd](https://twitter.com/readingby3rd) [#GLReading](https://twitter.com/GLReading) [#LearningTuesdays](https://twitter.com/LearningTuesdays) [#GLRKeepers](https://twitter.com/GLRKeepers)

