

Real-Time Data & Equitable Learning Recovery: Emerging Pathways to Smarter Decisions?

December 6, 2022



Moderator



John Gomperts

Executive Fellow

Campaign for Grade-Level Reading

Presenter



Peggy G. Carr Ph.D.

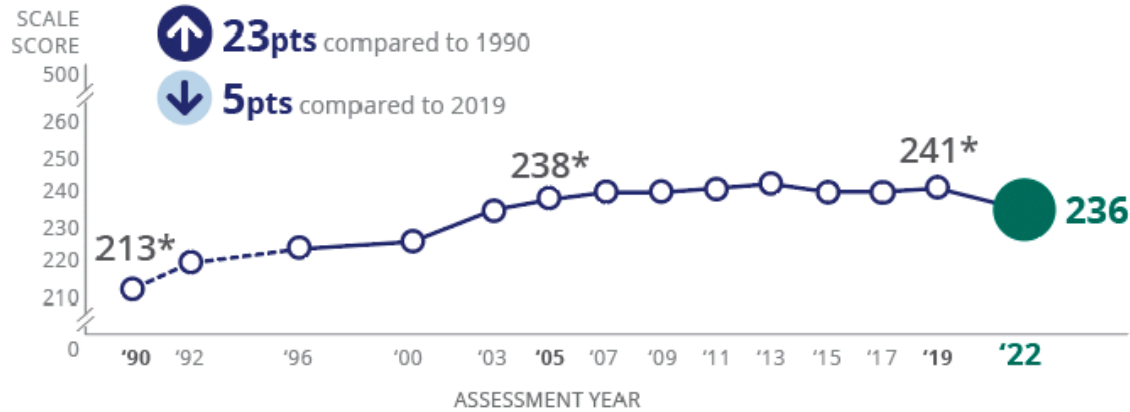
Commissioner, National Center for Education Statistics
Institute of Education Sciences
U.S. Department of Education



Scores decline during pandemic

4

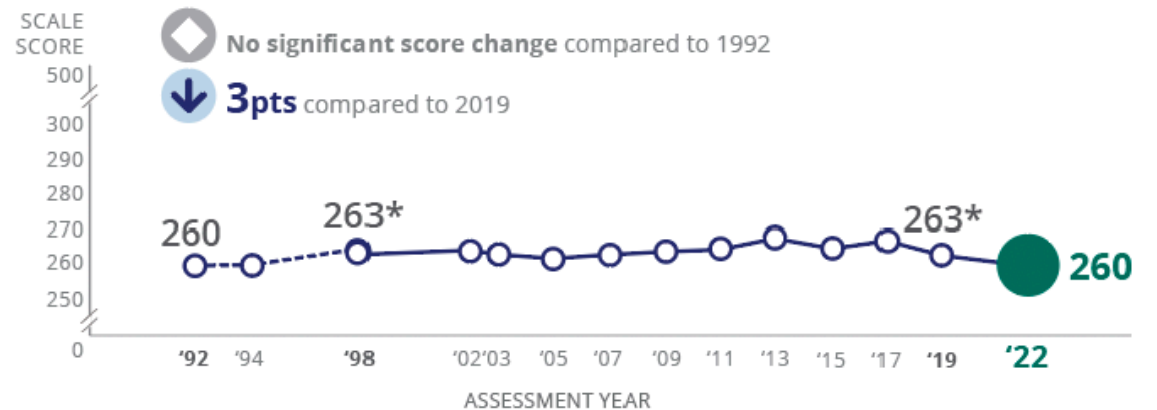
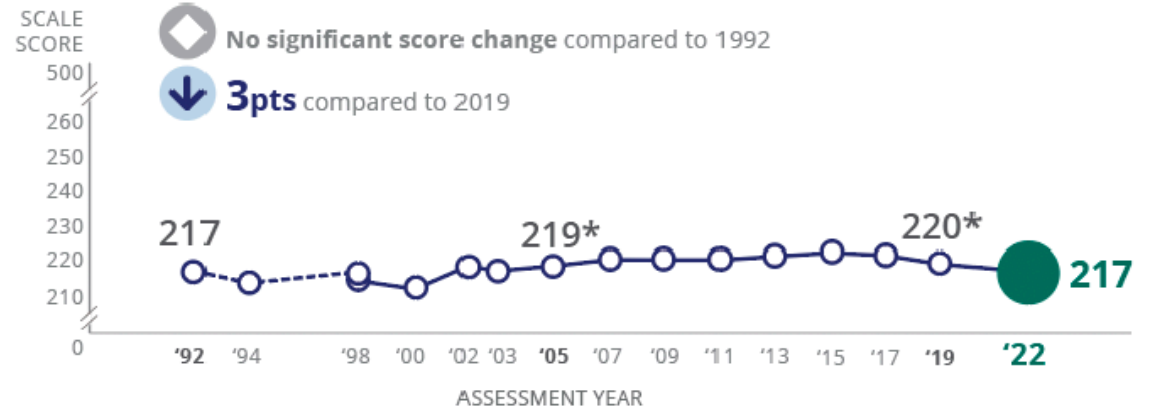
Mathematics



8



Reading



* Significantly different ($p < .05$) from 2022.

Panelists



Cristi Carman
Program Manager
RAPID Survey Project
Stanford Center on Early Childhood
Stanford University



Rachel Hansen
Statistician, Project Director,
School Pulse
National Center for
Education Statistics



Bibb Hubbard
Founder and President
Learning Heroes

National Center for Education Statistics

School Pulse Panel

Grade-Level Reading Learning Tuesdays
U.S. Department of Education
December 6, 2022

Purpose and Design of the School Pulse Panel (SPP)

- COVID-19 learning disruptions led to directives in Executive Order 14000 and the American Rescue Plan Act to conduct studies on those disruptions
- A key response was to start a monthly pulse study of public schools
- Coordinated with federal agencies and K-12 public schools and systems

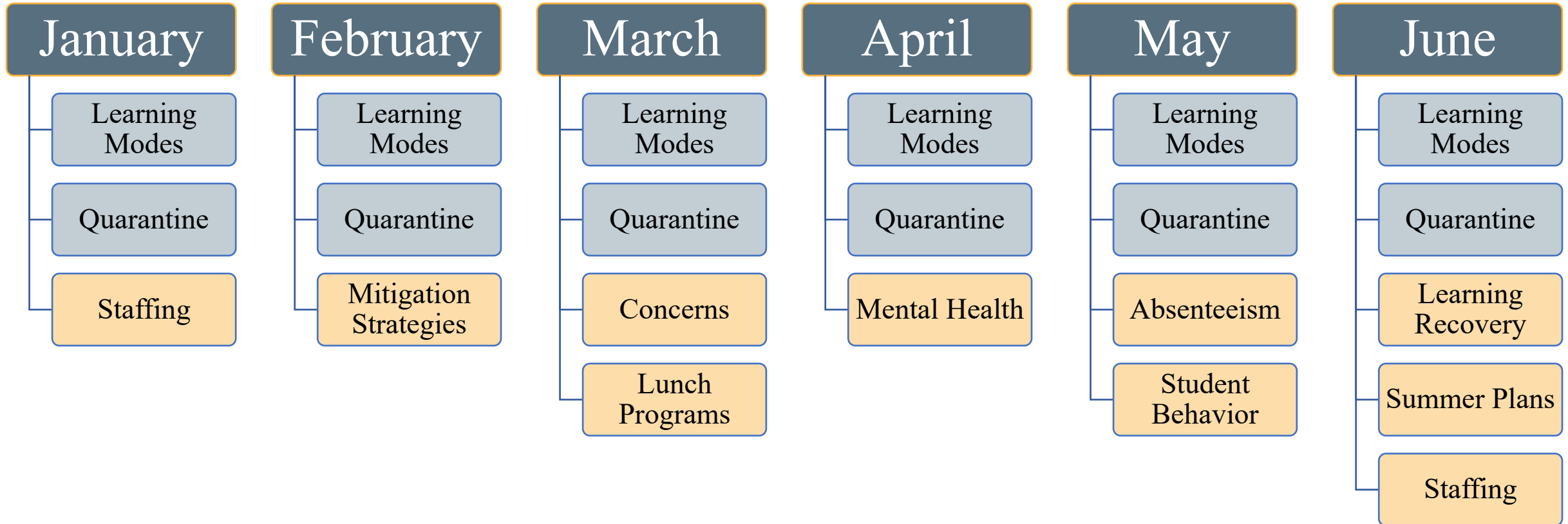


Redesigned Study Design – January 2022

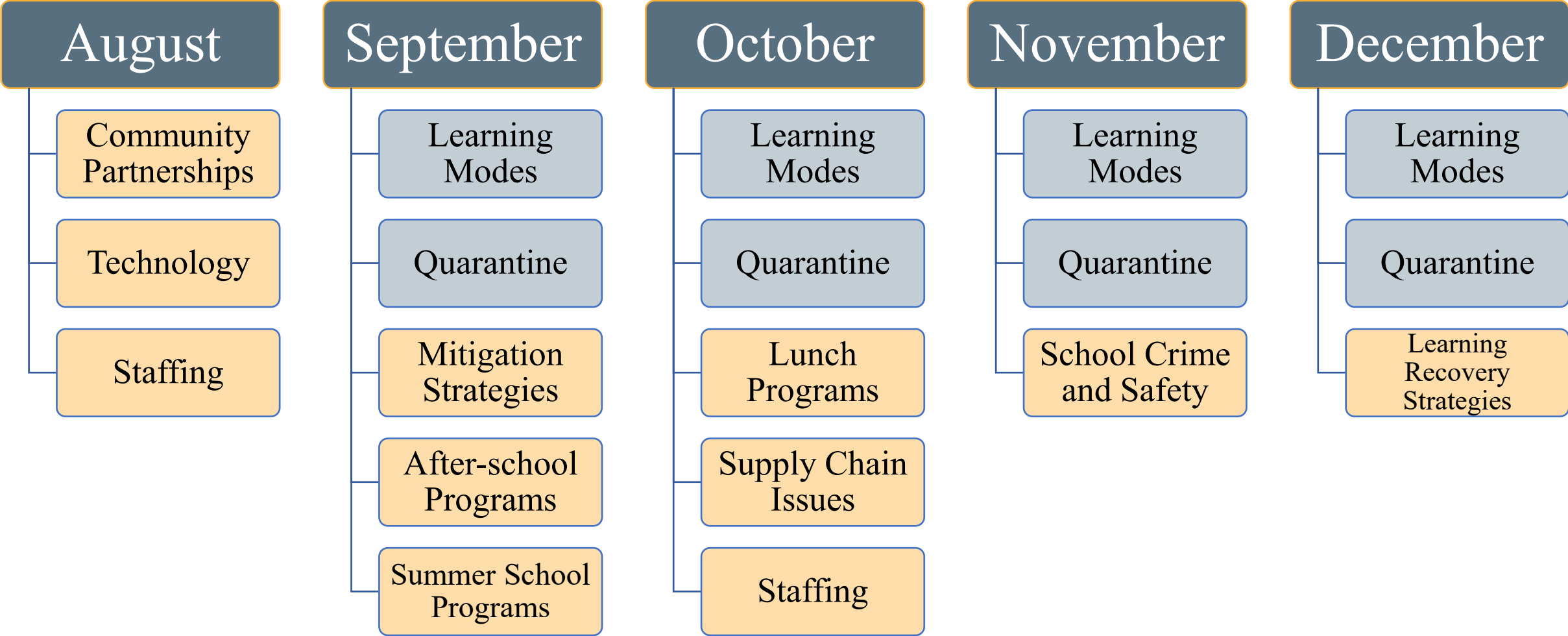
- **2,400** public elementary, middle/combined, and secondary/high schools (Initial + 1st Reserve Sample)
- Intend for a committed panel of 1,000 schools
- Screener for updated point of contact information – Nov & Dec
- **30-minute monthly survey** sent electronically to principals or designated points of contact at the school
- Survey open for two weeks each month
- **\$400 reimbursement for each month** a completed survey is submitted – debit cards to be sent after each month



Monthly Content: School Year 2021-22



Monthly Content: School Year 2022-23



ELEVATING PARENT VOICES & THE RAPID SURVEY PROJECT

Campaign for Grade-Level Reading

**Real-Time Data & Equitable Learning Recovery: Emerging
Pathways to Smarter Decisions?**

Tuesday, December 6, 2022 3-4:30pm ET

RAPID

Stanford
University

OVERVIEW OF RAPID NATIONAL SURVEYS

Ongoing, monthly survey. Households with at least one child under age 6. Began April 6, 2020

Added parallel national child care provider survey in 2021

15-minute paid questionnaires completed via computer or smartphone in English or Spanish

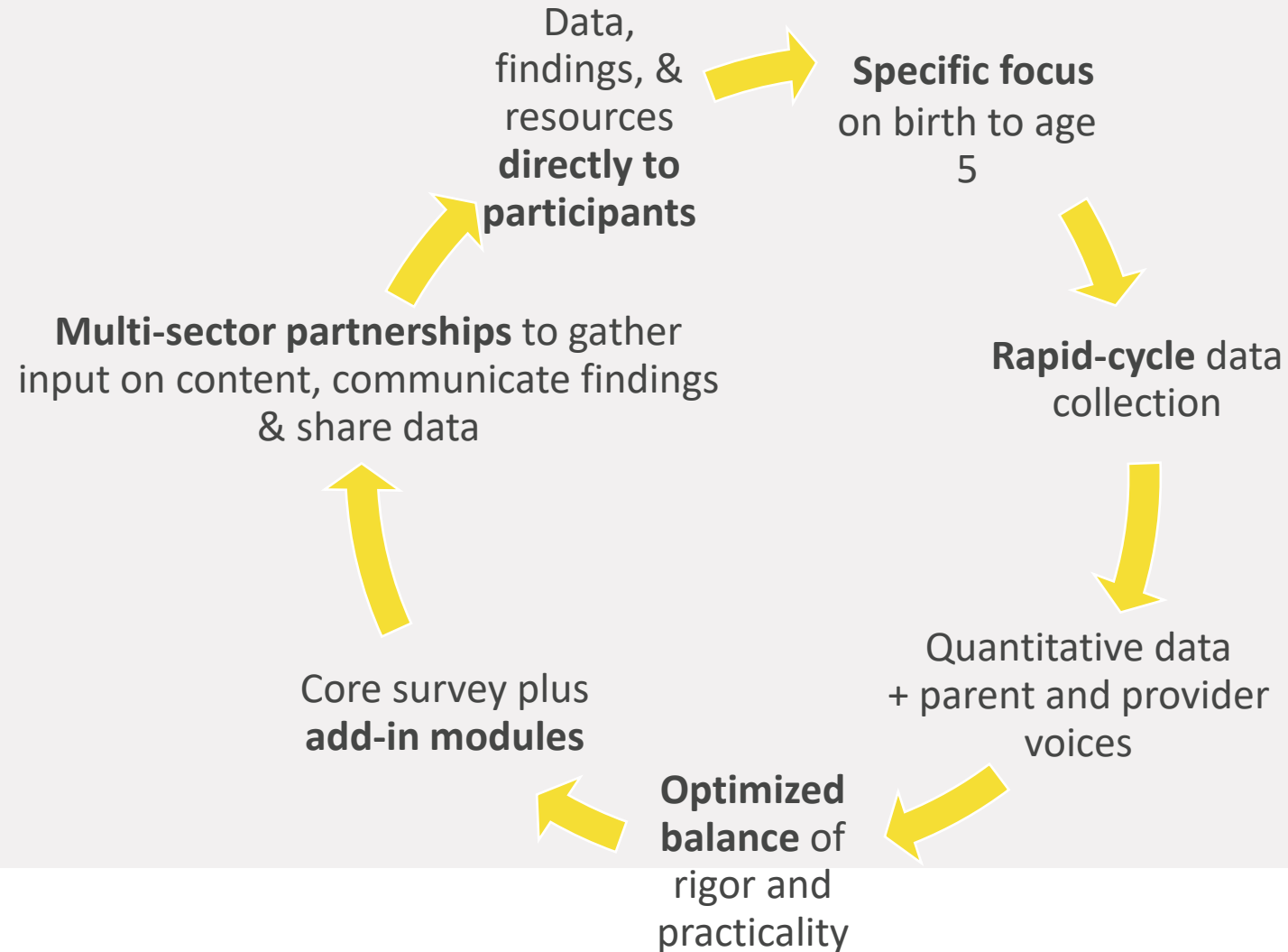
Surveyed more than **15,000 households** and **2,800 providers** in all 50 states

National sample in terms of **geography, income and race/ethnicity**

0-5 YO
FOCUS

RAPID
CYCLE

HOW IS RAPID DIFFERENT FROM OTHER SURVEYS?



National Advisory Council



**Joan Lombardi,
PhD**

Chair National Advisory Council, Director Early Opportunities Initiative | International expert on child development and social policy



**Miriam Calderón,
MSW**

Chief Policy Officer
ZERO TO THREE



**Barbara Chow,
MPP**

Director - Education Program
Heising-Simons Foundation



**Megan Gunnar,
PhD**

Regents Professor,
Distinguished McKnight
University Professor,
University of Minnesota

Director
Institute of Child Development



**Brenda Jones
Harden, PhD**

Professor
Columbia University School of
Social Work



**Nat Kendall-
Taylor, PhD**

Chief Executive Officer
FrameWorks Institute



**Portia Kennel,
MSW**

Director
Thriving Families Thriving
Children



**Julie Mendez
Smith, PhD**

Professor of Psychology
University of North Carolina
Greensboro



**Kathrine Stohr,
MPP**

Project Manager
Pritzker Children's Initiative



Sharon Neilson

Director
Woodland Academy



**Deborah Phillips,
PhD**

Professor of Psychology and
Associated Faculty in the
Public Policy Institute
Georgetown University



Anthony Queen

Parent & Community Leader
Kent County, Michigan



**Natalie Renew,
MPA**

Director
Home Grown Child Care


Parents Do Not Have an Accurate Picture Even Post-Pandemic



PERCEPTION

92%

Parents, regardless of *race, income, and education level*, believe their child is at or above grade level in reading and math*.



REALITY

26%

Eighth grade students nationally perform at or above grade-level work.**

**Learning Heroes Parents 2022 Survey*

***2022 NAEP data*

Report Cards as Most Important Measure of Achievement

Parents



74%

Principals



36%

Teachers

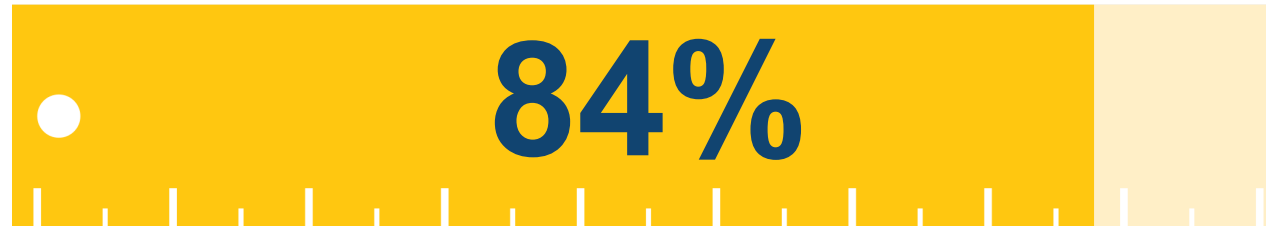


30%

Learning Heroes Parents 2022 Survey

To Parents - Grades Equal Grade Level

Percentage of parents who report their children get all B's or above



College an Aspiration for Most Parents

Percent of parents who believe it is absolutely essential/very important that their child gets a 2- or 4-year degree

77%

Black: 81%
Hispanic: 87%
White: 72%



Questions & Discussion

Upcoming GLR Learning Tuesdays Webinars:

CRUCIBLE OF PRACTICE SALON

United Way & CGLR: Aligning for Impact in Education

Tuesday, December 13, 12:30-2:00 p.m. ET/9:30-11:00 a.m. PT

LEARNING LOSS RECOVERY CHALLENGE

Follow the Money: \$190 Billion to Confront Challenges, Seize Opportunities

Tuesday, December 13, 3:00-4:30 p.m. ET/12-1:30 p.m. PT

Join us!

gradelevelreading.net @readingby3rd #GLReading #LearningTuesdays #GLRKeepers

